

A scenic view of Lake Lawrence with a snow-capped mountain in the background and a cabin on the shore. The text is overlaid on the upper portion of the image.

Lake Lawrence
Lake Management District
Meeting
20 March 2025
6:30-8:30 p.m.

AGENDA for 20 March 2025 LMD Meeting

- **Call to Order**
 - Introductions
 - Approval of Agenda
- Approval of October 17, 2024 Meeting Minutes
- **Public Communications**
- **Recurring/Continued Business:**
 - Current/Proposed Budget – Janice
 - Current/Proposed Work Orders/Purchases/Invoices
- **Old Business:**
 - Lake Water Level & Floating Island Issue – Frank
 - Senate Bill S-3518.1 update – Barry
 - Cyanobacteria Mgmt. Plan (CMP) update – Barry
 - 2025 LMD Invasive/Nuisance Aquatic Weed/FWL/YFI Treatment Plan – Barry
 - Approval of cost estimates
- 2025 Weed Harvest Plan Discussion - Barry
- LMD Renewal 2027 Subcommittee Update – Barry
 - Approve LMD duration
 - Approve current or increase LMD rates
 - Approve option for LMD rates
 - Approve Senior/Disabled Exemption rates
- Action Item Status Update – Barry
- 2025 LMD/CMP/Survey dates
- **New Business:**
 - Discuss Geese Roundup for 2025
- **Other Business:**
 - Good of the Order
- **Adjourn**

Call to Order

- Introductions/Roll Call/Attendance
 - Introduce new SC members (Wildaire)
- Approval of Agenda
 - MOTION:
- Approval of 17 October 2024 Meeting Minutes
 - MOTION:

Public Communications

- Please mute yourself until you are recognized to speak.
- Please Choose the “raise your hand” option to address the committee. You will be promoted to a panelist when it is your turn to speak and be seen. To be seen, please turn on your camera. If you are dialing in, press *9 to “raise your hand.” Make sure you also choose *6 to unmute yourself.
- After you have made your comments please mute yourself.

Recurring/Continued Business

- Budget – Janice Leitzke
 - Current Budget Recap/Work Orders/Purchases/Invoices (next slide)

Lake Lawrence Management District
Financial Report

		2024 Budget	Preliminary 2024 Actuals thru 12/31/2024	2024 Variance	2024 Actuals Notes
REVENUE					
	Penalties - Operating Assessment	-	41	41	Revenue as of Thurston Co 10/16/24 report
	Investment Earnings	-	8,196	8,196	Revenue as of Thurston Co 10/16/24 report
	Other Interest - Operating Assess.	-	296	296	Revenue as of Thurston Co 10/16/24 report
	Operating Assessment Charges	115,040	113,545	(1,495)	Per Taps rpt uncollected 2024 income = 1,495, from budget of \$115k = 113,545
	Miscellaneous	-	2,544	2,544	Revenue as of Thurston Co 10/16/24 report
	O/T - General Fund	6,100	-	(6,100)	
	Algae Grant	-	-	-	Dept of Ecology \$50,000 grant for CMP less fees of ~1-3%
	TOTAL REVENUE	121,140	124,622	3,482	Total per per Thurston Co 10/16/24 GL Query
EXPENSES					
	Interfund Costs	-	5,940	5,940	Per Thurston Co Muni Report to be replaced with Admin Rate
	Payroll Costs	-	2,010	2,010	Per Thurston Co Muni Report to be replaced with Admin Rate
	Administrative Rate at 5%	5,752		5,752	Replaces Interfund Costs & Payroll - \$7,950 = 6.4% of 124,622 est. revenue
	Nuisance Weed Program	70,000	50,384	19,616	Curly Leaf \$28,613, BioBase Survey \$1,770, Mechanical Harvesting \$20,000
	Algae Mitigation	195,000	-	195,000	
	Cyanobacteria Mgmt Plan (CMP)	105,000	42,211	62,789	Contract with Herrera has \$93,287 for 6/24 to 6/2026
	Yellow Flag Iris	1,500	1,500	-	LLMD's portion of \$3,500 bill from Public Works
	Lily Treatment	2,500	2,708	(208)	Cost of \$2,500 + tax for treatment Sept
	Prof Svcs - Advertising	600	404	196	RFP ad for YFI 50% of \$287.04 and RFP for CMP Study \$260.22
	Total Professional Services	374,600	97,206	277,394	
	Supplies	3,800	153	3,647	Copy paper, Printer Ink Pack, Stamps, Ink pads
	Annual Meeting and Picnic	1,200	233	967	
	Small Tools & Minor Equip	5,650		5,650	On Hold: Arc GIS software, mailing labels, Zoom account pending
	Communications (Mailers)	600	928	(328)	Mailers Annual \$426.66 + YFI \$196.65 + Curly \$200.06
	Operating Leases/Rentals (LLCC)	150	60	90	Feb, May, Oct meetings
	Website & admin technology		435		Website 3 yrs \$369.70, Domain Name \$65.29
	Misc.	3,450	166	3,284	Post Office Box 1 yr rental \$166
	Total Supplies & Operating Expenses	14,850	1,976	13,309	
	TOTAL EXPENSES	389,450	107,131	298,653	
	NET (Revenue-Expenses)	(268,310)	17,490	302,135	
	Beginning Fund Balance	359,457	354,299		Thurston Co reports a beginning balance of \$354,299.28
	Ending Fund Balance	91,147	371,789		

Date	Amount	Account	Payee	Notes
2/28/2024	\$ 986.13	Interfund Costs	Thurston County	Per Thurston Co Muni report part of Interfund reimbursement in revenue
12/19/2023	\$ 40.50	Supplies	Barry Halverson	Copy paper
12/19/2023	\$ 54.74	Supplies	Barry Halverson	Printer Ink Pack
12/14/2023	\$ 39.60	Supplies	Barry Halverson	Stamps
12/18/2023	\$ 18.56	Supplies	Barry Halverson	Stamp and Ink pads
1/15/2024	\$ 426.66	Mailers	Minuteman Press	4.25x5.5 YFI Postcard Notification
12/14/2023	\$ 143.52	Prof Services Advertising	The Olympian	Thurston Co RFP newspaper ad for Aquatic Weed treatment, 50% of 287.04
12/14/2023	\$ 143.52	Prof Services Advertising	The Olympian	50% of Olympian ad incorrectly charged to Lake Lawrence
12/20/2023	\$ 369.70	Website	Barry Halverson	Website 3 yrs
12/20/2023	\$ 65.29	Website	Barry Halverson	Domain Name
12/14/2023	\$ 166.00	Misc.	Barry Halverson	Post Office Box 1 yr rental
4/1/2024	\$ 260.22	Prof Sevcies Advertising	Unknown	Possibly Herrera RFP for CMP Study
4/30/2024	\$ 990.82	Interfund Costs	Thurston County	Calculated Mar-Apr IF costs
5/8/2024	\$ 196.65	Mailers	Nisqually Post & Print	173 5.5x8.5 Postcards and postage For YFI treatment notices NPNP974
5/31/2024	\$ 495.41	Interfund Costs	Thurston County	Per Thurston Co Muni report part of Interfund reimbursement in revenue
5/31/2024	\$ 1,018.40	Salaries (Jan-May)	Thurston County	Salaries/Benefits on Muni report. To be part of Admin fee at year end
6/1/2024	\$ 682.95	Salaries	Thurston County	Salaries per GL Power Query 10/16/24
6/1/2024	\$ 495.41	Interfund Costs	Thurston County	Interfund GL Power Query 10/16/24
6/17/2024	\$ 1,500.00	Professional Fees	NW Aquatic/Thurston Co	\$3500 invoice LL is responsible for \$1500
6/19/2024	\$ 1,770.00	Professional Fees	AquaTechnex	BioBase Mapping Survey Inv#176461/174020240501
6/27/2024	\$ 200.06	Mailers	Nisqually Post & Print	176 5.5x8.5 Postcards and postage for Curly Pond Weed #NPNP1363
7/30/2024	\$ 495.41	Interfund Costs	Thurston County	Interfund GL Power Query 10/16/24
8/13/2024	\$ 2,751.41	CMP Study	Herrera #55942R	C-3 Stakeholder Engagement
8/13/2024	\$ 6,231.42	CMP Study	Herrera #56942R	C-1 QAPP and Monitoring
8/28/2024	\$ 28,613.95	Nuisance Weed Program	AquaTechnex	#18049 Treatment for Curly Leaf with Gallean
8/30/2024	\$ 495.41	Interfund Costs	Thurston County	Interfund GL Power Query 10/16/24
9/9/2024	\$ 20,000.00	Nuisance Weed Program	NW Aquatic Management	15.6 acres mechanically harvested
9/20/2024	\$ 2,707.50	Lily Treatment	AquaTechnex	#18395, White Water Lily treatment with Clearcast herbicide
9/24/2024	\$ 4,234.52	CMP Study	Herrera #57281	C-1 QAPP and Monitoring, Labor \$4,012.38, Mileage \$162.14, GPS unit \$40
9/24/2024	\$ 468.43	CMP Study	Herrera #57281	D-3, Labor \$468.43, Team Kickoff, invoicing and progress reports
9/30/2024	\$ 495.41	Interfund Costs	Thurston County	Interfund GL Power Query 10/16/24
10/7/2024	\$ 12,391.45	CMP Study	Herrera #57370	C-1 QAPP and Monitoring
10/7/2024	\$ 3,623.14	CMP Study	Herrera #57370	C-2 Lawrence CMP Plan Development
10/7/2024	\$ 534.61	CMP Study	Herrera #57370	D-3 Professional Personnel
10/21/2024	\$ 232.86	Annual Meeting	Barry Halverson	Table cloths \$13.69, Food and plates \$172.15, Copies \$47.02
10/21/2024	\$ 105.02	Office Supplies	Barry Halverson	Paper \$40.58, Flat screen wall mount \$21.77, Storage boxes \$21.89, Rubber Stamp \$20.78
10/31/2024	\$ 495.41	Interfund Costs		
10/31/2024	\$ 177.93	Salaries		
11/10/2024	\$ 60.00	Lower Lodge Rental	Barry Halverson	Rental Feb, May and Oct meeting @ \$20 ea to LLCC
11/12/2024	\$ 5,024.95	CMP Study	Herrera #57689	C-1 QAPP
11/12/2024	\$ 144.39	CMP Study	Herrera #57689	C-2 CMP plan
11/12/2024	\$ 282.75	CMP Study	Herrera #57689	D-3 Project Mgmt
11/30/2024	\$ 495.41	Interfund Costs		
11/30/2024	\$ 97.88	Salaries		
12/17/2024	\$ 5,455.89	CMP Study	Herrera #57961	C-1 QAPP
12/17/2024	\$ 406.21	CMP Study	Herrera #57961	C-2 CMP plan
12/17/2024	\$ 184.16	CMP Study	Herrera #57961	D-3 Project Mgmt
12/31/2024	\$ 495.41	Interfund Costs		
12/31/2024	\$ 32.83	Salaries		
1/1/2025	\$ 122.95	CMP Study	Herrera #58208, thru 12/31/2024	C-1 QAPP
1/1/2025	\$ 50.07	CMP Study	Herrera #58208, thru 12/31/2024	C-2 CMP plan
1/1/2025	\$ 334.35	CMP Study	Herrera #58208, thru 12/31/2024	D-3 Project Mgmt
	\$ 107,275.27	Total of above		
	\$ (143.52)	Less Red disputed item		
	\$ 107,131.75	Total Expenses per LLMD Financial report. Total of above less		
	\$ 143.52	Add back Red disputed items recorded by County - see red item		
	\$ (754.39)	Less items submitted but not confirmed by Thurston Co. See Blue		
	\$ 378.09	Prof Service Items on the Thurston Co Query but no info provided		
	\$ (231.78)	Subtotal		
	\$ 106,899.97	Total Expenses per Feb 7 2025 Thurston Co General Ledger		
Year to date				
Interfund	\$ 5,940.23			
Salaries	\$ 2,009.99			
Total	\$ 7,950.22			
	6.4%			
Prof Services	\$ 96,294.78	without advertising		
CMP	\$ 42,210.70	reconciles to Herrera #58208, 1/14/2025, work thru 12/31/2024		
	\$ 42,210.70	Total CMP on Financial report		

Lake Lawrence Management District
Financial Report

		Preliminary 2024 Final	2025 Budget	2025 Actuals thru 2/28/2025	2025 Variance
REVENUE					
	Penalties - Operating Assessment	41	-		-
	Investment Earnings	8,196	-		-
	Other Interest - Operating Assess.	296	-		-
	Operating Assessment Charges	113,545	118,450		(118,450)
	Miscellaneous	2,544	-		-
	O/T - General Fund				-
	Algae Grant		25,000		(25,000)
	TOTAL REVENUE	124,622	143,450	-	(143,450)
EXPENSES					
	Interfund Costs	5,940			-
	Payroll Costs	2,010	-		-
	Administrative Rate at 5%		6,000		6,000
	Nuisance Weed Program	50,384	70,000		70,000
	Algae Mitigation	-			-
	Cyanobacteria Mgmt Plan (CMP)	42,211	60,000	2,639	57,361
	Yellow Flag Iris	1,500	1,500		1,500
	Lily Treatment	2,708	2,500		2,500
	Prof Svcs - Advertising	404	600		600
	Total Professional Services	97,206	134,600	2,639	131,961
	Supplies	153	300		300
	Annual Meeting and Picnic	233	1,500		1,500
	Small Tools & Minor Equip		300		300
	Communications (Mailers)	928	1,100	686	414
	Operating Leases/Rentals (LLCC)	60	160		160
	Website & admin technology	435			
	Misc.	166	1,000		1,000
	Total Supplies & Operating Expenses	1,976	4,360	686	3,674
	TOTAL EXPENSES	107,132	144,960	3,325	135,635
	NET (Revenue-Expenses)	17,490	(1,510)	(3,325)	(7,815)
	Beginning Fund Balance	354,299		371,789	
	Ending Fund Balance	371,789		368,464	



Danger Shallow Water Diamond Sign No Diving Caution Warning Aluminum Metal Sign
 Sign Fever (30838)
 99.5% positive Seller's other items Contact seller
 US \$14.99

Recommendation:

April 2025 install 3 signs on steel stakes 100-150' apart across the southern end of Lake Lawrence to warn boaters of extreme shallow water dangers.

Cost:

Signs – 3 x \$20 = \$60

10' Square Sign Post – 3 x \$84ea. +tax & Shipping = \$100 ea.

Tamper Proof Bolts – 10 x \$14+tax (Home Depot)

Tamper Proof Nuts – 10 x \$12+tax (Home Depot)

TOTAL: \$386+tax +/- 10% APPROVE AT 17 OCT 24 LMD MTG

8/27/24, 1:45 PM
 Danger Shallow Water Diamond Sign No Diving Caution Warning Aluminum Metal Sign | eBay

Features:

- High quality detailed professionally printed directly on the Aluminum Metal
- Size: 12"x12" Diamond Shape Sign
- Made in the USA, at our own production facility in Dallas, TX.
- High Gloss Aluminum with UV Protective Coating. Suitable for outdoor use.
- Rounded Corners
- Two Drilled Holes for Easy Mounting
- Easy to Install, can be used on most platforms.
- No Screws or stake included
- High gloss UV coating resists fading

Square Sign Post - 10 ft



- Eliminate the need for multiple posts.
- Signs attach to all four sides.
- Rust-resistant galvanized steel.
- Use with Postings and Traffic Signs, Post Anchor and Post Caps, sold separately.

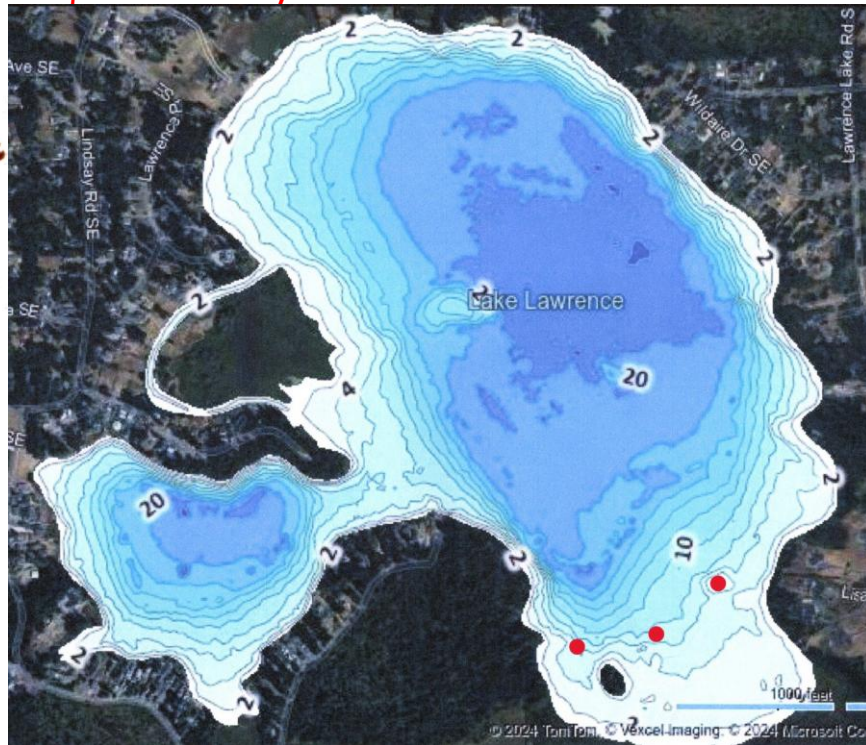
MODEL NO.	SIZE	DESCRIPTION	PRICE EACH	IN STOCK
H5514	10 ft	Square Post	\$88 \$84 \$80	200

DNR/WDFW – No issues

County EH – ?

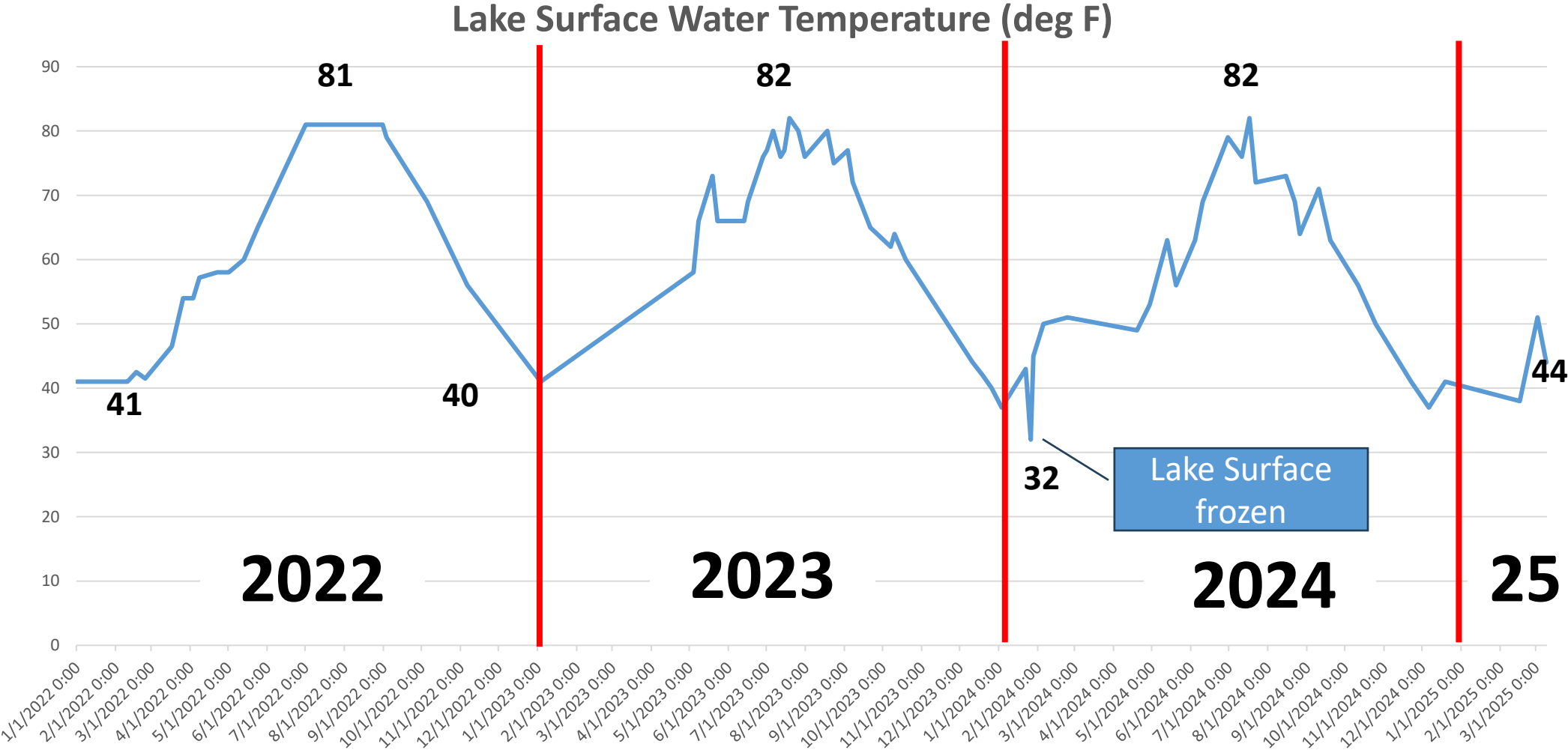
County Sheriff – Deputy Cady, Boating Enforcement Officer

– No legal issues as long as lake organization board approves.



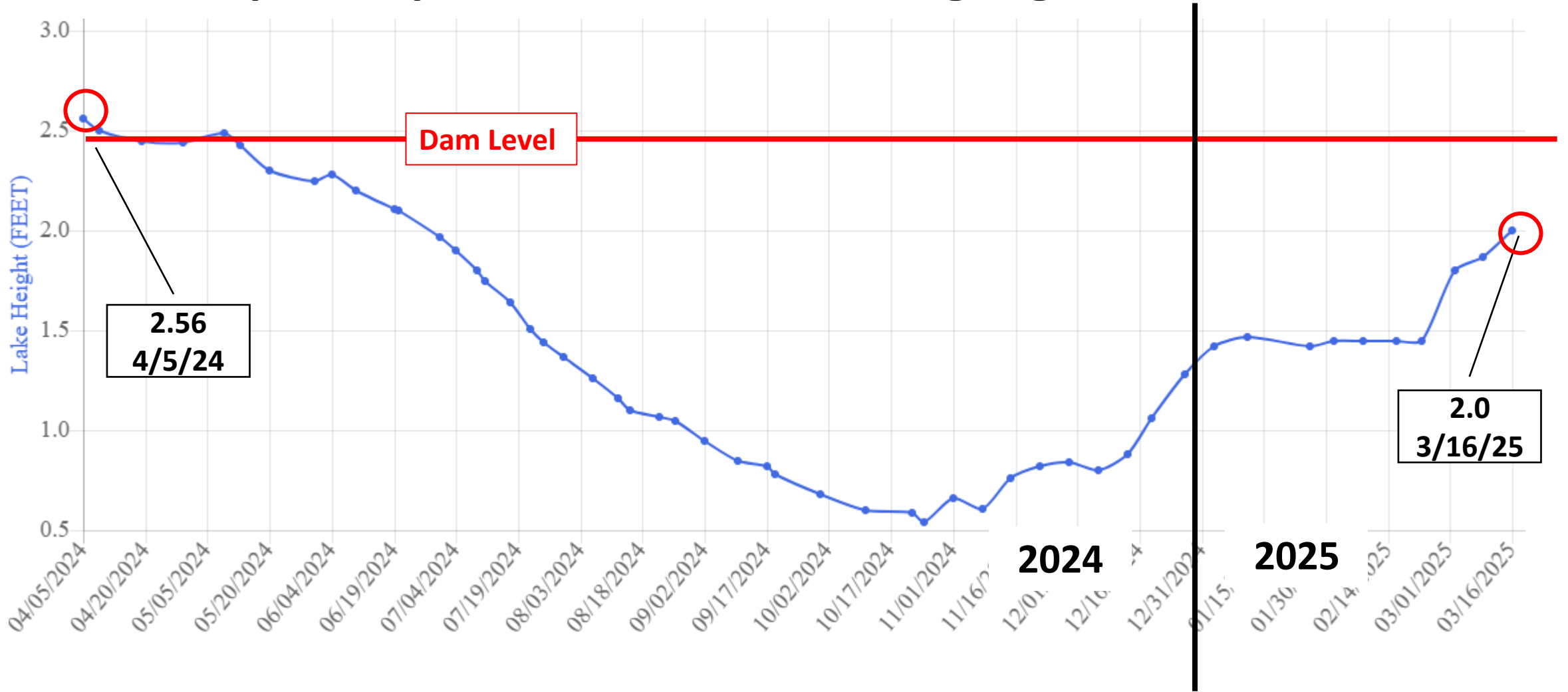
OLD BUSINESS

Lawrence Lake Surface Water Temperatures (West Basin near HOA Park)



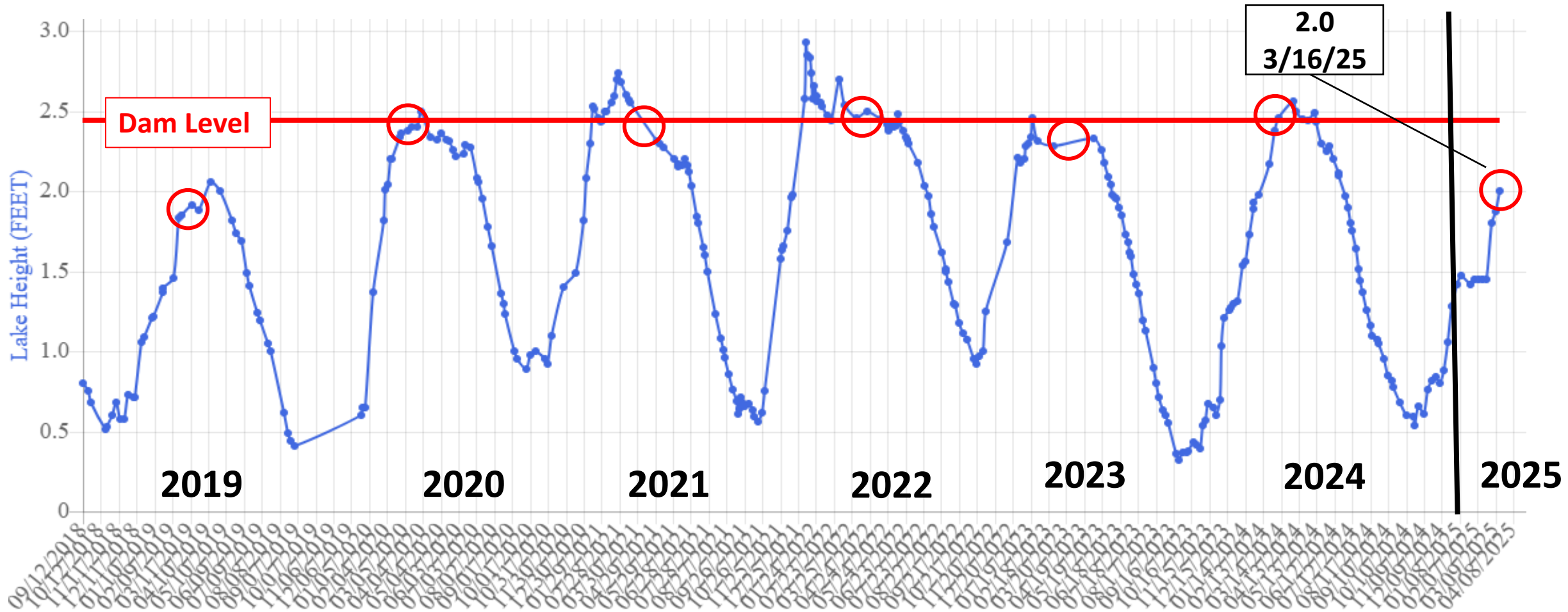
Lawrence Lake Water Surface Level

ref: <https://liquidearthlake.website/gauge/scaledetailsall/47>



Lawrence Lake Water Surface Level

ref: <https://liquidearthlake.website/gauge/scaledetailsall/47>



○ Annual water level on 16 March

Floating Mat Issue: status

- 2022-2023 Numerous communications LMD/T-County/WA DNR/WA FW
- Oct 23 Site survey by boat: LMD/FW/DNR
- Dec 23 DRAFT Presentation vetted through Lawrence Lake LMD Steering Committee
- Dec 23 Presentation sent to State Representative Abbarno's Office
- 26 January 2024 Presentation to Rep Abbarno, FW/DNR
- April 24 Lawrence Lake's State Voting District change: Reps Wilcox, Barkis; Sen McCune
- 4 April 24 New floating mat discovered, towed and secured in protected cove
- 13 May 24 LMD Floating Mat Presentation to Rep Wilcox
 - Staff directed to contact State DNR leadership for follow-up action
- 1 July 24 Follow up action: Presentation to WA State Agencies:
 - Presentation Major Point: State Constitution: DNR has Jurisdictional Authority for lake bottom beyond High Water Mark
 - Attended: Depts Ecology, Fish and Wildlife
 - **Did not attend: DNR, Hilary Franz – Commissioner of Public Lands (elected official)**
- 3 Sep 24 ECY/DNR/FW meeting with Rep Wilcox staff
 - *Lake Lawrence eutrophication is a "natural process"*
 - *"Human influence might be a beneficial premise for a study"*
 - *Sediment removal is LMD responsibility*

Floating Mat Issue: status/update

- 28 Oct 24 LMD presented the Floating Island Issue to Army Corp of Engineers (ACE) federal regulatory representative Alexandra Hammond, Seattle District Office
 - *Summary: ACE is at the tail end of any process or planning for dredging etc but can assist with any required federal permits including EPA*

Current Status: March 2025

- Floating Island issue remains a safety issue for Lawrence Lake
- Presentations to Representatives Orcutt, Abarno negated by redistricting (20>2) Apr 2024
- Presentation to Representative Wilcox negated by Nov 2024 election/retirement
- State ECY/DNR/FW representatives assume no responsibility for the Floating Island Issue
- Federal ACE will only assist with federal “tail end” permitting (e.g., EPA)

- Proposed actions for Steering Committee consideration
 1. Incorporate current lake study (contractor) findings into presentation
 2. Steering Cmte letter To: Commissioner of Public Lands, cc: BoCC, State Representatives: Barkis, Marshall

Senate Bill S-3518.1 Update

- 30 May DFW sent us a letter outlining their concerns
- 4 June sent email to WA LMDs to update their contact information
- 6 June sent DFW ltr and other info to WA State LMDs for their input by 14 Jun
- 14 June sent email to WA State LMDs with 2 dates for virtual mtg 19 & 20 Jun
- 19 & 20 June met virtually with WA State LMDs
- 24 June sent email with ltr to DFW addressing their concerns
- 30 Aug WALPA sent email – would like to be involved and support revision of RCW 36.61. Want to work with LMDs on changes. Waiting for date/time to set up mtg to discuss.
- 2 Sep sent email to DFW asking for a response – Responded that they will have an answer by mid-September.
- 18 Oct 2024 rec'd letter from DFW reiterating their position that the bill must include a change to the RCW regarding restructuring of public entity assessment fees in paragraph 36.61.160.
- 4 Nov 24 – Email to our legislative sponsors of the bill and WDFW representatives letting them know where the LMDs stood, asking for their input on the LMD Assessment Table and discontinuing any effort to pursue this legislation this coming session until we have had time to further discuss the bill with all City/County LMD managers and other stake holders.
- 21 Nov 24 – Email to all LMD Leadership, WALPA, and LMD City/County managers requesting their review/discussion of proposed changes to RCW 36.61 and WDFW's concerns.
- 16 Jan 25 – Virtual meeting with LMDs, WALPA and City/County LMD Representatives to discuss bill, identify any changes desired, confirm support for bill and existing changes and identify next steps. WALPA agreed to moderate discussion with DFW – Clark to reach out to them. WALPA agreed to reach out to all city/county LMD representatives to get them involved (ongoing).
- As of 20 Mar 25 – WALPA (Tim Clark) met with WDFW personnel and discussed the Bill changes to understand their concerns. Cynthia Wilkerson has moved on to a new position and they are currently seeking her replacement, which is why we have not heard from WDFW until now.

Cyanobacteria Management Plan (CMP) Timeline

- ★ G • Nov 2023 - Grant request submitted
- ★ G • Jan 2024 - Grant approved by Ecology – funding not until July 2024
- ★ G • Feb 8, 2024 – RFP submitted for contractor to do plan.
- ★ G • 8 Mar 2024 – BoCC approved RFPs Clerk of the Board issued Public Notice
- ★ G • Apr/May 2024 – Bids received and evaluated
- ★ G • May/June 2024 – Contract issued (June 18th)
- ★ G • June/July 2024 – Contractor begins study – EH held virtual kickoff meeting with contractors 12 July
- ★ G • 25 July 2024 – Mtg #1 2hr Public Mtg to discuss project objectives & monitoring plan
- ★ G • July 2024 – SC receives 1st Draft of Quality Assurance Project Plan (QAPP) for review (we have 2 wks)
 - 6 Sep 2024 – Rec'd 1st Draft of QAPP for review - Reviewed same day.
 - 9 Oct 2024 – Rec'd Final Draft of QAPP for review – Signature copy going out 11 Oct.
- ★ G • August 2024 – Ecology reviews QAPP – 6 Sep – 8 Oct 24?
- ★ G • Aug/Sep 2024 – Final review of QAPP – 9 Oct 24

★ G G = Green = Completed On Time

★ Y Y = Yellow = Late – Program Jeopardized

★ R R = Red = Mission Fail

Cyanobacteria Management Plan (CMP) Timeline (continued)



- 25 Sep 24 – Lake Sediment Sampling (Completed)
- Oct 24-Oct 25 – LMD responsibility. Weekly water level monitoring/reporting (On track)
 - May 2025 – Mtg #2 1 hr. w/SC to discuss monitoring update (Thursday 22 May 2025)?
 - Dec 2025 – Mtg #3 2 hrs. w/SC to discuss Phosphorus Budget & Mgmt. Alternatives (Thursday 11 Dec 2025)?
 - Apr 2026 – Mtg #4 2 hrs. Public Mtg to go review/discuss DRAFT CMP (Thursday 17 April 2026)?
 - Jun 2026 – MTG #5 2 hrs. w/SC to discuss final CMP. (Thursday 11 June 2026)?
 - April 2026 – RFP issued for contractor to implement plan
 - May 2026 – Contractor identified
 - Jun-Oct 2026 – Plan/contract/treatment executed.



G = Green = Completed On Time



Y = Yellow = Late – Program Jeopardized



R = Red = Mission Fail

Table 14. Lake Lawrence Monitoring Schedule.





Activity	Parameters	Sampler	Locations	2024				2025											
				9	10	11	12	1	2	3	4	5	6	7	8	9	10		
Stream/ Discharge Monitoring	Meteorological	CWOP	GW3666	continuous															
	Lake Outlet Discharge	HEC	LAW-OUT			WW												WW	
	Discharge, Total Phosphorus	HEC	DITCH-IN, SS1, SS2, SS3			WW**												WW	
Lake Water Quality Monitoring	Secchi Depth	TC	LAL020 LAL030		S	S**	S	S**	S	S**	S	S**	S	S**	S	S**	S	S	
	Temperature, Dissolved Oxygen, pH, Conductance	TC	LAL020 LAL030		P	P	P	P	P	P	P	P	P	P	P	P	P	P	
	Total Phosphorus, Ortho-P, Total Kjeldahl Nitrogen, Ammonia, Nitrate+nitrite	TC	LAL020 LAL030		S+B	S+B**	S+B	S+B**	S+B	S+B**	S+B	S+B**	S+B	S+B**	S+B	S+B**	S+B	S+B	
	Chlorophyll-a Pheophytin-a	TC	LAL020 LAL030		Int	Int**	Int	Int**	Int	Int**	Int	Int**	Int	Int**	Int	Int**	Int	Int	
	Phytoplankton Grab	TC	LAL020										Int		Int**		Int		
	Zooplankton Tows	TC	LAL020										T		T		T		
	Lake Level	LMD	XAW2 LAW2	At least weekly															
Lake Sediment Sampling	Phosphorus Fractions, Total Iron, Dry Weight, Density	HEC	LAL020 LAL030 LAW-E1 LAW-E2	4 Cores															
Lake Observations	Waterfowl, Boat, Fisher, Swimmer Counts	TC, HEC	Lake		C	C	C	C	C	C	C	C	C	C	C	C	C	C	

TC = Thurston County
 HEC = Herrera
 LMD = Lake Lawrence Lake Management District
 WW = wet-weather sample
 S = surface sample (1 meter below lake surface)
 B = bottom sample (1 meter above sediment)
 P = profiles at designated intervals (see Section 6.2)
 T = tow from 1 m above sediment to surface
 C = count
 ** = duplicate collected at random site/depth
 INT = integrated photic zone sample

Dates for testing stream/discharge monitoring moved
 To the right (25 Feb, Mar, Apr) timeframe due to very low rainfall
 Between November 2024 and February 2025)

Stream flow testing pushed to the right many times due to lack of rainfall.
 First test conducted – 25 February 2025

2025 LMD Invasive/Nuisance Aquatic Weed Treatment Plan

-  • Nov 2023 – LMD budget \$70,000 for 2025 for Invasive/Nuisance Aquatic Weed Control.
-  • 20 August 2024 – Survey Committee & ARS conduct end of year survey to assess type of weeds and density.
-  • October 2024 – Virtual meeting with contractor to discuss 2025 treatment plan – Contractor contacted 3 Oct 24. Met with contractor 21 Nov 2024.
-  • Prior to Feb 2025 - Contractor to provide cost/application recommendations for Spring 2025 treatment of Curly Pondweed. Increase treatment area to southern end of lake – total area to be treated = ~56 acres. 22 Feb 25 – Cost est. = \$57,000 includes additional 30 acres.
- 1 May - APAM Notice mailed to lake front residents 10 days prior to any treatment. Suggested by contractor at 21 Nov 24 meeting. APAM Notice Cost est. \$275.
- 20 April – 20 August - Survey Committee – monthly lake surveys.
- 15 May – 15 Jun – Treatment of invasive/nuisance aquatic weeds using Galleon SC. Recommended by contractor.



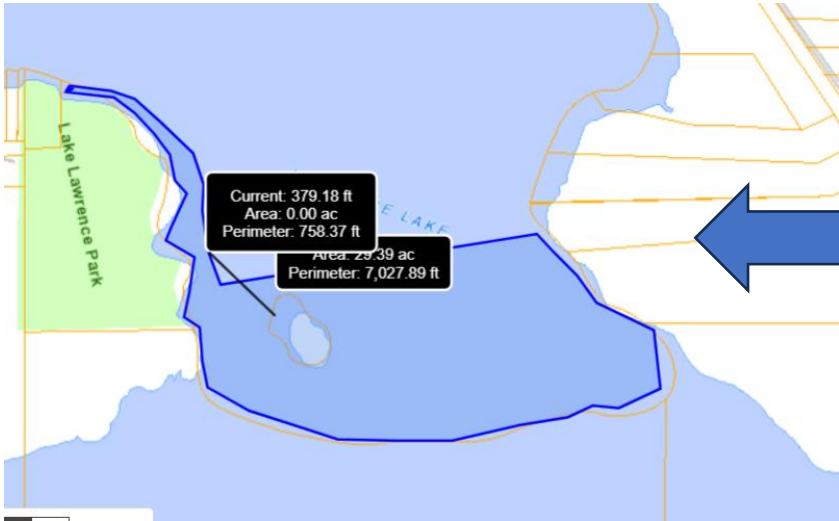
G = Green = Completed On Time



Y = Yellow = Late – Program Jeopardized

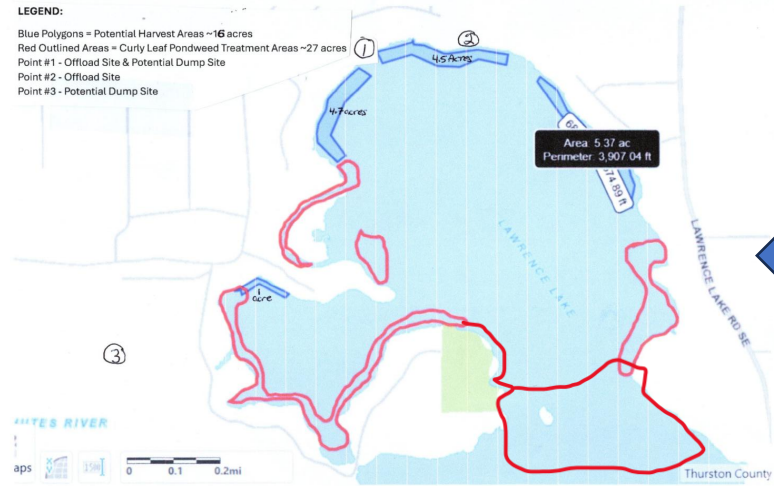


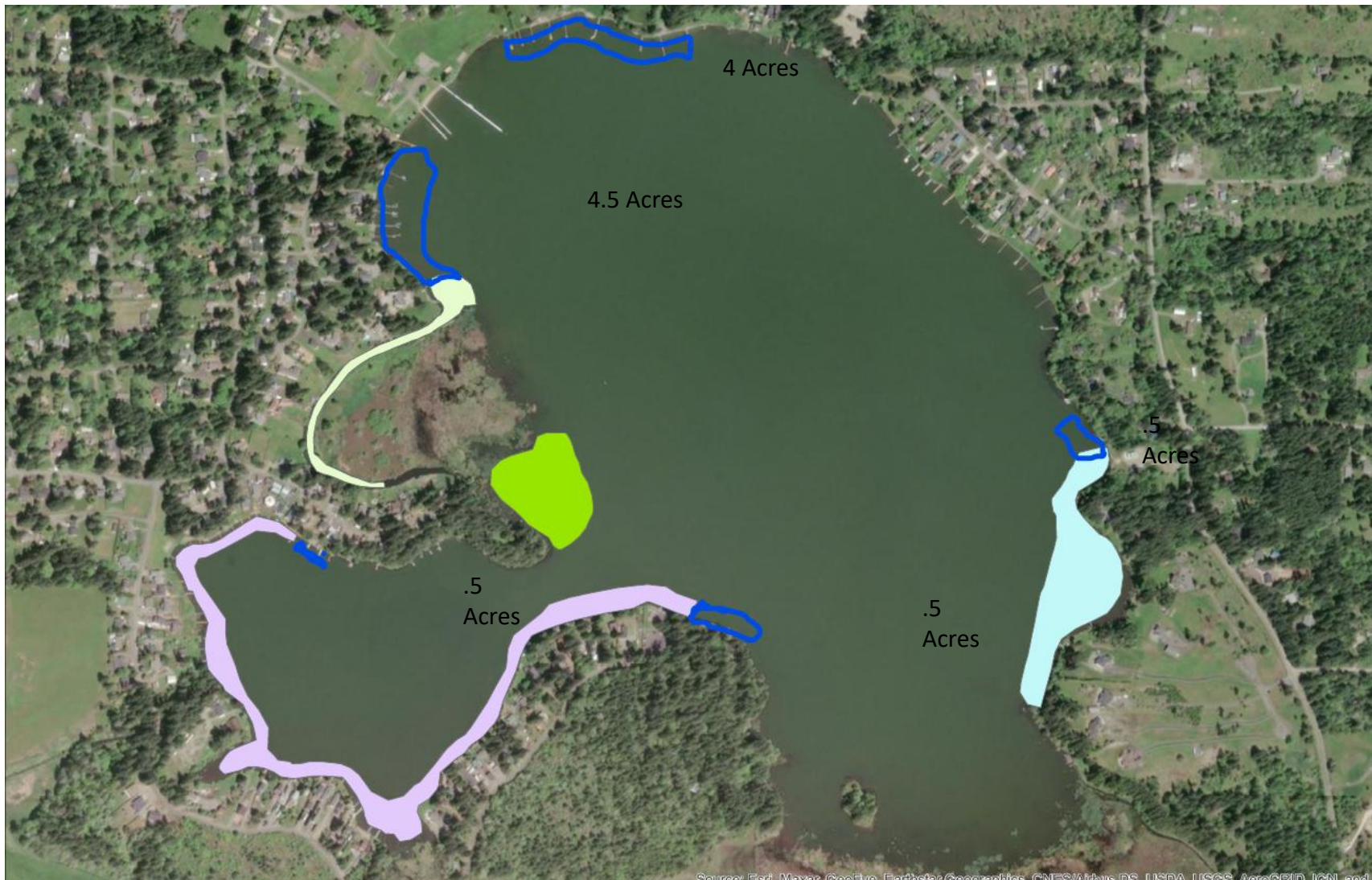
R = Red = Mission Fail



OPTION #1

1. Potential area to be added for Curly Pondweed Treatment ~30 Acres
2. Area treated in 2024 – 27 Acres
3. Total area identified for treatment in 2025 – 57 Acres
4. Approx Cost = \$57,000










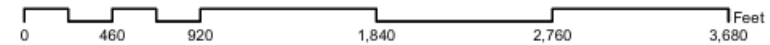
OPTION #2

1. Original 27 acres.
2. Extends previous treated areas by 10 acres.
3. Total 37 acres.
4. Approx Cost = \$46,000

Lawrence CLP Zones

Legend

- | | | | | | |
|---|--------------------|---|------------------|--|-------------------------|
|  | West_Basin 22 - 31 |  | goat_island |  | Ext. of treatment areas |
|  | Channel 1 - 3/4 |  | South East_18_20 | | |



2025 LMD Invasive/Nuisance Aquatic Weed Treatment Plan Options

OPTION #1

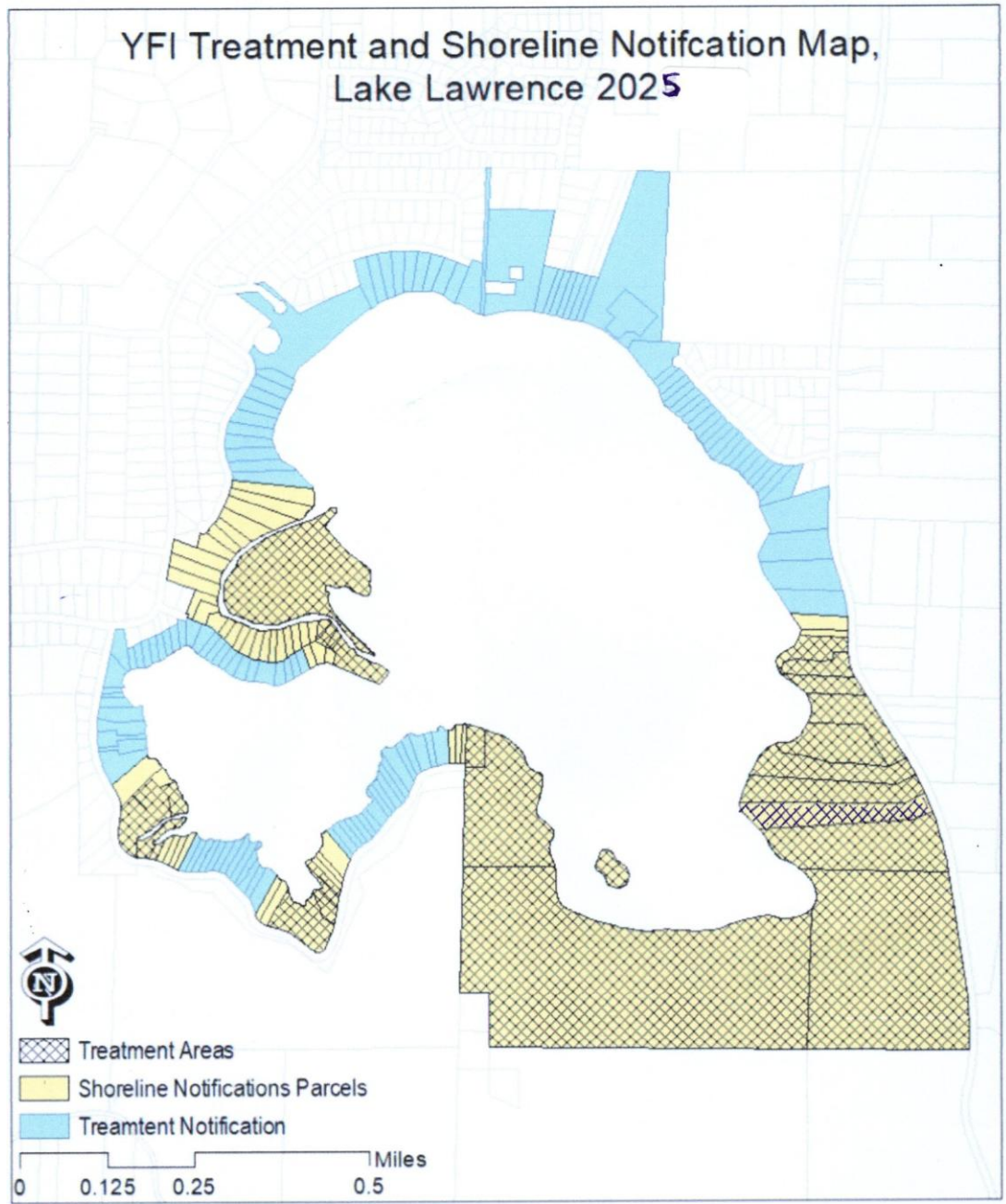
1. Potential area to be added for Curly Pondweed Treatment ~30 Acres
2. Area treated in 2024 – 27 Acres
3. Total area identified for treatment in 2025 – 57 Acres
4. Approx Cost = \$57,000

OPTION #2


1. Original 27 acres.
2. Extends previous treated areas by 10 acres.
3. Total 37 acres.
4. Approx Cost = \$46,000

MOTION: Approve option #_____ for 2025 Curly Pondweed control.

YFI Treatment and Shoreline Notification Map, Lake Lawrence 2025





2025 LMD Yellow Flag Iris Treatment Plan

-  • Jan/Mar – Send out and Receive permission letters for treatment:
 - Jan 7, 2024 – Send out first email to capture permission letters from 24 private parcels
 - Feb 7, 2024 – Send out second email sent.
 - April 1, 2024 – Send permission letters to PW Noxious Weed
- Apr/May – Send out treatment notification cards.
- May – PW Noxious Weed treats YFI. **Email from Mike Murphy, Noxious Weed Mgr – Expect to treat 13-14 May 2025.**
- Cost to LMD \$1,500

MOTION: Approve expenditure of \$1,500 for YFI treatment.

 **G = Green = Completed On Time**

 **Y = Yellow = Late – Program Jeopardized**

 **R = Red = Mission Fail**

2025 LMD Fragrant Water Lily Treatment Plan

- 15 Jul – 15 Aug – Treatment of Fragrant Water Lily, if required (to be determined in June or July 2025 following lake survey).

2024 Treatment
2.5 Acres



G = Green = Completed On Time



Y = Yellow = Late – Program Jeopardized



R = Red = Mission Fail

LEGEND:

Blue Polygons = Potential Harvest Areas ~16 acres

Point #1 - Offload Site & Potential Dump Site

Point #2 - Offload Site

Point #3 - Potential Dump Site



2025 WEED HARVESTING CONTRACT

If we do treatment in these areas, we will not do harvesting.

- 2024 Weed Harvesting Data Points:
 - Treated 15.5 Acres at a cost of \$20,000.
 - 14.83 Tons (29,668 lbs.)/9.57 Cubic Yards of vegetation removed and deposited on LLCC property to compost.
 - LLCC Boat Launch community park used to launch, operate, remove and dump vegetation. Worked well.
 - As of early 2025 vegetation has composted down to almost nothing.
- 2025 Weed Harvest Recommendations:
 - If needed – to be determined during May & June surveys.
 - Cost must be below \$10,000 – RFQ process will not be used for this again. Very complicated process – did not work well in 2024.
 - Reducing cost may result in fewer acres being harvested.
 - June – Identify need.
 - 15 June – Identify contractor.
 - 20 June – Issue Work Order.
 - Mid July - Perform harvesting.

LMD Renewal 2027

- 20 February 2025 Meeting Results
- 20 March 2025 LMD Steering Committee meeting/decisions made

PATHWAYS FOR TOXIN EXPOSURE

Ingestion

Microcystin

- Liver toxin

Anatoxin-a

- Neurotoxin



Skin Contact

- Rash,, itching, blisters (dermatitis)
- Conjunctivitis (Pinkeye)



Inhalation

- Wheezing, coughing, chest tightness, shortness of breath (upper respiratory irritation/pneumonia)





Blue-green algae rash



Also known as cyanobacteria, it is what most people know as “pond scum.” It floats on the top of the water or lies below the surface and can “bloom” when the water is warm and calm. It sometimes produces toxins (cyanotoxins) that can be irritating to skin or trigger an allergic reaction. Encountering it can make skin red, swollen and sore. Small blisters sometimes develop.

If you’re exposed to it, remove any contaminated clothing and jewelry and wash your skin with soap and water for 10-15 minutes. Not everyone that encounters blue-green algae develops symptoms, but if you do, antihistamines and hydrocortisone cream can help relieve them.

To protect yourself from these toxic blooms, steer clear of water that’s discolored and smelly or that has green scum on the surface.

ANIMAL SAFETY ALERT

TOXIC Blue-Green Algae

When in Doubt, Stay Out!

If you see a bloom, do not let your pet in the water

- Toxic algal blooms can poison animals, wildlife, and people
- Blooms appear as foam, scum, or streaks on the surface of water
- Look for blooms in lakes, ponds, and rivers
- Toxic blooms can be different colors: green, blue, red, or brown



If your pets go in the water:

- Do not let them lick their fur
- Rinse them with clean water
- Rinse your hands and any exposed skin

Animals can have severe signs within minutes to hours. Look for these signs:

- Seizures
- Paralysis
- Tremors
- Stumbling
- Vomiting
- Drooling
- Weakness
- Diarrhea
- Low energy
- Not eating

! If your pet becomes ill, call your veterinarian immediately

Report animal poisonings to your local health department:



Toxic Algae impacts animals, fish & Wildlife



Confirmed animal exposure events to cyanobacteria 2021

(WA State Department of Health)

- 8 dog deaths – Anatoxin-a
- 10 cow deaths - Microcystin
- 2 dog illness – Microcystin

- **THESE ARE THE ONES REPORTED AND CONFIRMED.**
- **WE DON'T KNOW HOW MANY WERE NOT REPORTED.**
- **MOST PEOPLE DON'T REPORT BECAUSE THEY DO NOT KNOW WHAT CAUSED THE RASH, SICKNESS, DEATH.**
- **WHEN IN DOUBT REPORT!**

Microcystin Toxic Algae Incidents 2020 to 2025

Microcystin Toxic Algae Incidents In Our Immediate Area																			
	2020				2021			2022			2023			2024			2025		
County/ Lake	Start Date	Highest Conc.	Duration	Start Date	Highest Conc.	Duration	Start Date	Highest Conc.	Duration	Start Date	Highest Conc.	Duration	Start Date	Highest Conc.	Duration	Start Date	Highest Conc.	Duration	
Thurston																			
Lawrence	10-Aug-20	43.5	4 wks	9-Aug-21	14.9	5 wks	12-Oct-22	36.7	4 wks	22-Jun-23	28.2	2 wks	14-Aug-24	11.3	4 wks				
													15-Oct-24	2360	12 wks	1-Jan-25	14.2	1 wk	
Pattison	14-Sep-20	9.96	1 wk	21-Jul-21	10.6	1 wk	18-Jul-22	8.23	1 wk	1-Aug-23	39.6	6 wks	22-Oct-24	23.2	1 wk				
							1-Aug-22	24.4	2 wks	19-Oct-23	15.4	1 wk							
Offut													10-Oct-24	30	1 wk				
Long	17-Aug-20	496	5 wks	25-Aug-21	276	3 wks													
Black				18-Oct-21	33.1	1 wk													
Summit																			
Pierce																			
Spanaway	11-May-20	5000	17 wks	19-Jul-21	875	14 wks	27-Sep-22	20.6	1 wk	28-Aug-23	10	1 wk	12-Aug-24	578	11 wks				
	28-Sep-20	45.4	2 wks																
	26-Oct-20	34.8	1 wk																

<https://www.youtube.com/@lakelawrence>

TOXIC ALGAE VIDEO SERIES

- **VIDEO 1 - Algae Myths dispelled. What is toxic algae and why are harmful algae blooms (HABs) a problem?**
- VIDEO 2 - What are the different kinds of toxic algae and how do you identify them?
- VIDEO 3 - What toxins do HABs produce; what are the two most common toxic algae in the Pacific NW; and are all cyanobacteria toxic?
- VIDEO 4 - Who does the testing for suspected toxic algae?
- VIDEO 5 - What factors regulate HAB growth and what can we do to prevent them?
- VIDEO 6 - Are HABs dangerous to humans & Pets?
- VIDEO 7 - Are occurrences of HABs increasing and how long do they last?
- VIDEO 8 - How are citizens informed of toxic algae blooms and how do you report them?

DECISION POINTS

1. LMD duration
2. LMD rates & charges
3. How to calculate LMD rates & charges to meet expected expenditures as determined by option selected by LMD members
4. Senior/Disabled Exemptions

DECISION POINT #1

LMD Duration (10 years) Vs. Increase Duration (20 or 35 years)

At the 20 Feb 25 Work Session LMD Members Poll: 1 – voted for 10 years; 1 voted for 20 years; 18 voted for 35 years

Current Duration (10 Years)

- Today's cost to renew LMD is approximately \$15,000
- Huge volunteer effort required
- Any effort to control toxic algae long-term is jeopardized should subsequent LMDs not be renewed

Increase Duration (35 Years)

- Potential savings of \$45,000+ over 35 years to use toward lake
- Reduces volunteer effort for renewal to focus on lake needs
- Able to implement long-term strategy for control of lake water quality

LMD Steering Committee Vote: 10 years _____ ; 20 years _____ ; 35 years _____

DECISION POINT #2

Sustain Current Rates & Charges Vs. Increase Rates & Charges

At the 20 Feb 25 Work Session LMD Members Poll: 2 – voted to keep current rates 20 voted to increase rates

Keep current rates

- LMD will most likely be renewed
- Should be able to sustain current level of aquatic weed treatment
- Will not be able to control or reduce toxic algae blooms
- Will not be able to reduce water turbidity (greenish/brownish color of water year-round)

Increase rates

- LMD may not be renewed
- Will be able to sustain current level of aquatic weed treatment
- Will be able to control/ significantly reduce toxic algae blooms
- Will most likely be able to greatly reduce water turbidity

LMD Steering Committee Vote: Keep current rates _____ or increase rates _____

DECISION POINT #3

How to calculate LMD Rates & Charges

At the 20 Feb 25 Work Session LMD Members Poll: 2 – voted for option #2, 20 voted for Option #3A

- **OPTION #1** No one thought allowing the LMD to expire was an option they wanted.
 - No change – LMD expires 31 December 2026
- **OPTION #2**
 - Increase LMD rates & charges 10-15% to adjust for inflation
 - 0-5% increase in rates & charges after 2027 depending on inflation
- **OPTION #3A**
 - Increase upland rates & charges 10% (\$94)
 - Increase canal rates & charges 130% (\$390 Canal/\$789 Shoreline)
 - 0-5% a year increase after 2027 depending on inflation

LMD Steering Committee vote: Option #1_____ Option #2_____ Option #3A_____

DECISION POINT #4

Senior/Disabled Exemptions

- Every year the number of exemptions has increased.
- Currently the exemption allows qualified persons to get a 90% reduction in assessment fees.
- In 2025 the number of exemptions was 66 or 9.6% of those that pay assessments for a total of \$6,704.




At the 20 Feb 25 Work Session LMD Members Poll: 4 – voted for option #1, 4 voted for Option #2, Option #3 was broken into three percentages: 9 voted for 25%, 8 voted for 50% and 3 voted for 75%

- OPTION #1
 - No change – leave at 90%
- OPTION #2
 - Eliminate exemptions – everyone pays the same.
- OPTION #3
 - Reduce exemption percentage to 25%, 50% or 75%.

LMD Steering Committee Vote: Option #1_____, Option #2_____, Option #3 at 25%_____, 50%_____, 75%_____, Other_____

HOW DO WE GET THERE?

NEXT STEPS (IAW RCW 36.61)

-  • 20 Mar 2025 – SC decisions on renewal of LMD
-  • Mar 2025 – Write petition/resolution of renewal – **Draft written 4 Mar 25**
-  • Mar 2025 – Submit petition to County for approval - **Approved by EH 5 Mar 25**
- May/June 2025 – Send petition (by email) to all property owners, for signature (requires 20% by acreage). We have **611** acres within the LMD. Will require signatures of parcel owners owning at least **122** acres of property within LMD to move forward.
- Jun – Sep 2025 – Follow up with door-to-door engagement with LMD members to obtain petition signatures.
- Dec 2025-Jan 2026 – BoCC sets public hearing by resolution of intention and mails notices to all property owners and published hearing notice in local paper of record (Nisqually Valley News) (2x)
- Feb 2026– Public hearing – BoCC determines if LMD is in public interest or not



G = Green = Completed On Time



Y = Yellow = Late – Program Jeopardized



R = Red = Mission Fail

HOW DO WE GET THERE?

NEXT STEPS (IAW RCW 36.61) (continued)

- Mar 2026 – BoCC approves LMD proposal and adopts resolution for vote of property owners
- Apr 2026 – County auditor mails ballots to all property owners
- May 2026
 - Majority of votes NO – LMD will dissolve December 2026
 - Majority of votes YES – LMD will renew January 2027
- Jun 2026 – BoCC adopts ordinance creating LMD & sets public hearing to consider objections to roll of rates and charges
- Jul 2026 – Notice of Public Hearing published in local paper of record (Nisqually Valley News) 2x
- Aug 2026 – BoCC holds public hearing on roll of LMD charges
- Sep 2026 – BoCC adopts or amends roll
- Oct 2026 – BoCC sends roll of rates and charges to County Treasurer to place on 2027 property tax statements



G = Green = Completed On Time



Y = Yellow = Late – Program Jeopardized



R = Red = Mission Fail

In the next scheduled LMD meeting before archiving to the Completed Items folder.						
AI Number / Date Assigned	ECD	Action Assigned to	Action Item	Notes	STATUS	DETAILS
2016-1 2016	2024/25	Barry	Keep members informed of Shoreline Master Program		G	Moving fwd to Ecology for approval as of 12 Dec 23
NO CHANGES SINCE LAST MEETING				Letter sent to WR Mgr 25 Jul 22 - WR Mgr to coordinate grant with DNR (State Noxious Weed Issue). No LMD funds to be used as this is a Noxious Weed/State responsibility. DFW for removal of debris via boat launch. This is a hazard to navigation. Large island has broken loose from moorage twice and has had to be towed back to cove. 8 Mar 23 LMD Mtg - WR Mgr stated not a county responsibility. LMD sent ltr to PW Dir 24 Mar 23. 2 May - Rec'd Response from WR Mgr - Not PW Dir. SC approved recommendation to forward a letter to BoCC to find a solution. Discussed at LMD Mtg 26 July. Response from County Staff - not their job. Frank sent draft letter going to DNR to WR Mgr for review/comment. WR Mgr saw no errors in content. Frank will finalize letter to DNR and send in next couple of weeks with CC to WR Mgr, Commissioners and State Reps. Letter sent to DNR 7 Sep 23. No response to letter sent to Rep Abbarno, Orcutt and Senator Braun 10 Oct 23. 30 Oct 23 DNR and DFW personnel came out to lake and met with Frank Hudik. Took a tour of lake "Berthing Areas" and discussed problem. DNR is refuting responsibility. Next Step is to reengage with Rep Abbarno. Frank briefed Abbarno then sent brief and letter to all stakeholders. LMD notified by Orcutt that WA State Courts had changed legislative boundaries and Lake Lawrence was no long in District #20, but instead in District #2 under JT Wilcox and Andrew Barkis. Frank set up meeting to brief Wilcox and Barkis on issue. That was done on 13 May. Both agreed to take up the issue with DNR. Virtual meeting with WDFW, Ecology and Representative Wilcox 1 July 2024 - Wilcox will work on getting \$ from Capitol Budget for DNR to find solution.	G	Awaiting response from stakeholders
2022-3 7/25/2022	Unknown	Frank	YFI Floating Island Removal	Check out sign at Blue or Clear Lake Boat Launch - do they meet our need. Bring recommendation back to 10 May 23 Mtg. Bring wording for sign back to 26 July LMD Mtg. Curt no longer with SC. Kim volunteered to head this up. Will provide input at 11 Oct LMD Mtg. Updated committee and provided examples and initial cost estimate for sign (\$500). More research being done will bring back to SC at March 21, 2024 LMD Mtg. LMD SC decided to table any further discussion/effort on this task at the May 16th, 2024 LMD meeting	G	See notes from LMD SC Mtg May 16, 2024
2023-2 3/8/2023	1-Mar-24	Kim	Boating Rules Sign at Public boat launch		G	

2025 LMD Meeting/CMP/ Survey Schedule

2025 SC Meeting Schedule (6:30-8:30 p.m.):

- Thursday 20 February (Virtual) – LMD Renewal Work Session
- Thursday 20 Mar (Virtual)
- Thursday 15 May (In Person)
- Thursday 17 July (Virtual)
- Thursday 16 Oct (In Person)

2025/26 CMP Meeting Schedule:

- Mtg#2 – Thursday 8 May 2025 1 hour virtual w/SC 6:30-7:30 p.m.
- Mtg#3 – Thursday 11 Dec 2025 2 hours virtual w/SC 6:30-8:30 p.m.
- Mtg#4 – Thursday 17 Apr 2026 2 hours In-Person w/All LMD 6:30-8:30 p.m.
- Mtg#5 – Thursday 11 Jun 2026 2 hours virtual w/SC 6:30-8:30 p.m.

2025 Survey Schedule – 9 a.m. (2-3 hours):

- Saturday 19 Apr
- Tuesday 13 May
- Tuesday 10 June
- Tuesday 24 June
- Tuesday 8 July
- Tuesday 19 August

Annual Meeting – 7-9 p.m.

- Thursday 25 September

NEW BUSINESS

2025 Geese Roundup

- 1 July 2022 – 153 Geese rounded up by USDA and removed from lake.
- 21 June 2024 – 71 Geese rounded up by USDA and removed from lake.
- Estimate that we currently have ~150 geese residing on the lake.
- Should we request USDA roundup the geese this year (2025)?

Other Business

- Good of the Order
 - John Carpenter has been scouring the LMD for “Homes for Sale”, noting which ones have sold, identifying the new owners and providing a list monthly. Based on that Welcome letters have been mailed to 14 new LMD members since Sep 24.
 - The Spring Inboard Racing Association has cancelled their races for 2025 because they could not obtain insurance to cover the races. Currently the fall outboard races are still a go.